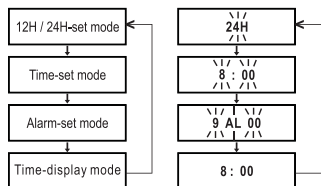


INSTRUCTIONS

Note: Please long press TALKING button 3 second to turn on the unit. Hold MODE and TALKING button 3 seconds to enter power-saving mode.

To change modes

Repeatedly press **MODE** to change to various modes in the following order:



To announce the time

Press **TALKING** to hear the time announcements.

To set 12H / 24H time format

1. In the time-display mode, press **MODE** to enter the 12 / 24 hour-setting mode, "12H" or "24H" flashes on the LCD screen.
2. Press **HOUR(ALM ON / OFF)** to set "12H" or press **MINUTE (HR.REPORT)** to set "24H".
3. Repeatedly press **MODE** to return to the Time-display mode.

Note: During setup, if no key is pressed for more than 30 seconds, the watch will return to Time-display mode.

To set the time

In time-display mode, press **MODE** twice to enter Time-set mode, the hour and minute digits flash. Repeatedly press or hold down **HOUR(ALM ON / OFF)** to set the correct hour and **MINUTE (HR.REPORT)** to set the correct minute.

To set the alarm time

In time-display mode, press **MODE** three times to enter Alarm-time-set mode, "AL" appears and hour and minute digits flash. Repeatedly press or hold down **HOUR (ALM ON / OFF)** to set the correct hour and **MINUTE (HR.REPORT)** to set the correct minute.

To turn on and off the alarm

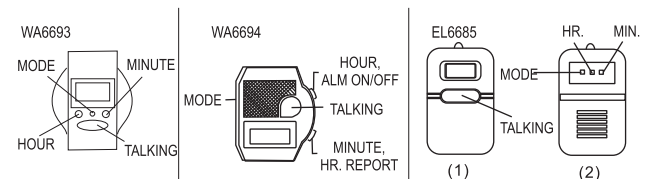
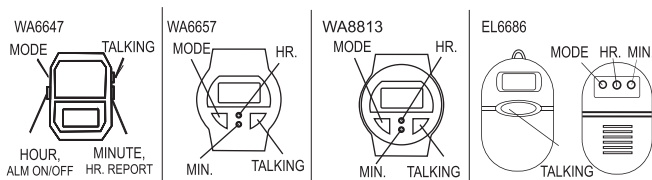
To turn on the alarm, repeatedly press **HOUR(ALM ON / OFF)**, to turn on the alarm ("🔔" appears), turn on the snooze ("🔔" and "SNZ" appear) or turn off the alarm ("🔔"

and "SNZ " disappear).At the preset alarm time, the alarm sounds for 60 seconds. To silence the alarm sooner, press any key, thereafter the alarm repeats five times in every five minutes. You can do the following during alarm sounding.

- (A) Press **MODE**: this turns off the snooze function ("SNZ" stops flashing) and the alarm will not sound again until next day at the preset time.
- (B) Press **HOUR(ALM ON / OFF)**: this terminates the snooze and the alarm completely, and you need to set up the alarm over again.

To turn on and off hourly time announcement

This watch can automatically announce the time every hour. To turn on the hourly time announcement, repeatedly press **MINUTE (HR.REPORT)** until "🔔" appears. To turn off, repeatedly press **MINUTE (HR.REPORT)** until "🔔" disappears.



To replace the battery

This watch uses one CR2025 (WA6647); One CR2016 (WA6693 / WA 8813 / WA6657 / WA6694) ; Two AG-13 Lithium batteries (EL6685 / EL6686) for power. When the LCD dims, sound weakens or function is abnormal, replace the battery, follow these steps:

1. Remove the back cover.
2. Remove the old battery and install a new one with the correct polarity .
3. Replace the back cover.